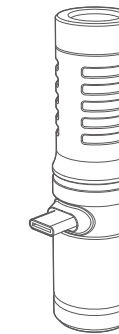




Geniusmic UC

Compact Directional Microphone with Type-C Connector



说明手册 | Instruction Manual

前言

欢迎使用适配于 Type-C 接口设备的迷你超心型指向麦克风 Geniusmic UC。本产品直连手机，用于户外直播、游戏、拍摄视频等的音频录制。请仔细阅读说明书，以便正确操作，充分发挥本产品的优越性能。

产品特点

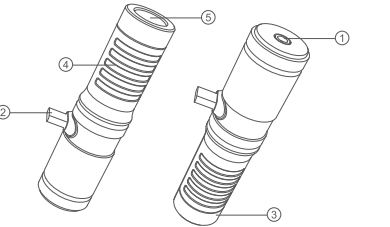
- ① 尺寸小(长: 80mm),重量轻(41g);
- ② Type-C 手机直插即用,无需供电;
- ③ 全铝合金机身打造,更强的抗射频干扰能力;
- ④ 配置防风毛罩及防风绵;
- ⑤ 严格的灵敏度管控打造的一款电容麦克风;
- ⑥ 手机专用,音质纯净,实时监听录音;
- ⑦ 高信噪比同时具备极低的失真度;

警告

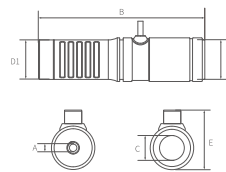
- △ 请勿私自拆卸产品,产品如出现故障须由本公司或授权的维修人员进行检查维修。
- △ 请保持干燥。请勿用湿手接触产品,亦不可将产品浸入水中或暴露于雨中。
- △ 请勿让儿童接触本产品。
- △ 请勿在易燃易爆环境中使用。在这些场合下,请注意相关警告标识。
- △ 请勿放置在超过60度的高温环境中。
- △ 此产品兼容市场上绝大部分Type-C接口主流机型。
- △ 请仔细阅读并遵守由厂商提供的警告或指示。

产品结构

- 1. 3.5mm耳机监听插孔
- 2. 手机type-c插头
- 3. 超心型指向性收音咪头
- 4. 侧面防护钢网
- 5. 咪头防护钢网

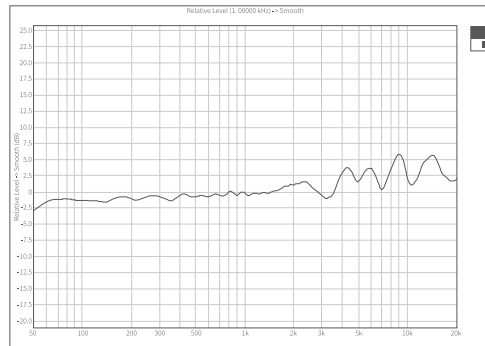


产品尺寸

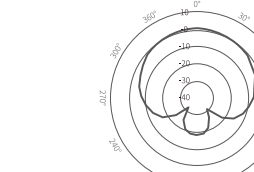


项目	尺寸 (mm)	公差 (mm)
A	3.6	±0.2mm
B	80	±0.2mm
C	12	±0.2mm
D1	21	±0.2mm
D2	19	±0.2mm
E	28.5	±0.1mm

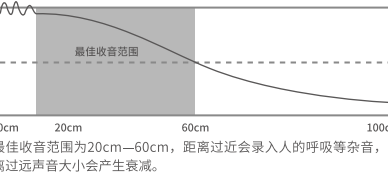
频率响应



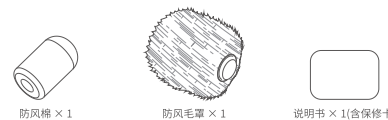
超心型指向



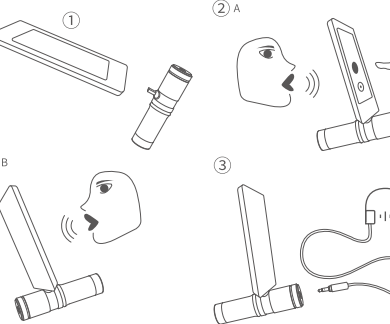
收音距离



标配物品



使用说明



建议用户根据不同场景, 加上防风绵或毛罩使用, 起到防风及消除喷麦作用。

1. 将所需防护毛罩或防风绵套入麦克风机身的前端, 毛罩和防风绵内部均具备容纳麦克风机身的形状, 将麦克风机身插进合适的位置即可。
2. Type-C端插口接入手机Type-C孔, 如需监听, 请将耳机插入麦克风机身尾部的3.5mm耳机监听插孔即可。如果声音失真, 录音声音过高, 请适当调整录音距离。
3. 如需实时监听音视频录制需先下载第三方 APP 支持。

操作技巧

为了充分发挥本产品的性能, 使用时请注意不要使用其他非官方配件, 如防风绵、毛罩。若使用其他厂商的音频线可能导致麦克风不能正常工作, 严重时可能损坏。避免手或其他物品遮挡住任何进音孔, 否则可能影响麦克风的性能。无需额外的电池供电, 插入手机即可使用。另敬请参照您手机随附的关于话筒输入的说, 了解调节音频设置更有助于您使用本产品。

规格参数

型号	Geniusmic UC
收音范围	超心型指向
信噪比	75dB
灵敏度	-33±2dB, RL=680Ω, Vs=1.5V
音频频率范围	50-20KHz
连接接口	3.5mm接口 (耳机插孔) /Type-C插头
重量	41g
产品尺寸	长80mm
适温范围	-20—+60°C
材料	黑色 铝合金

维护保养

避免跌落! 如果受到强烈碰撞或震动, 设备可能会发生故障。保持干燥! 本产品是非防水产品, 如果将其浸入水中或放置于高温度的环境中将可能发生故障。内部构造生锈可能会导致无法修理的损害。避免温度骤变! 温度的突变, 诸如在寒冷天进出温暖的大楼将可能会使产品内部结露。为避免结露, 请将本产品事先装入手提袋或塑料包内, 以防温度突变。远离强磁场! 无线电广播发射机等设备产生的强静电或强磁场可能会干扰本产品正常工作。

产品信息

产品信息	型号	产品条码
用户信息	姓名	联系电话
	通信地址	
销售商信息	名称	
	联系电话	
	通信地址	
备注	销售日期	

注: 此表应由销售商盖章确认。

产品保修

本文件适用于相关《产品保修信息》(见后面说明)所列产品, 其他非属此范围的产品或部件(如促销品、赠品及其他出厂后附加的部件等)不在此保修承诺内。

如何获得保修服务

要保修服务, 您可直接与产品销售商或授权服务机构联系, 也可拨打神牛产品售后服务电话, 与我们联系, 由我们的服务人员为您安排服务。申请保修时, 您应提供有效的保修卡作为保修凭证, 方可获得保修。如您不能提供有效的保修卡, 则在我们可确认产品或部件属于保修范围的情况下, 也可以为您提供保修, 但这不作为我们的义务。

不适用保修的情况

如产品存在下列情况, 本文件项下的保证和服务将不适用 ① 产品或部件超过相应保修期; ② 错误或不适当使用、维护或保管导致的故障或损坏, 如: 不当搬运; 非按产品合理预期用途使用; 不当插拔外接设备; 跌落或外力挤压; 接触或暴露于不适当温度、溶剂、酸碱、水浸或潮湿环境; ③ 由非神牛授权机构或人员安装、修理、更改、添加或拆卸造成的故障或损坏; ④ 产品或部件原有识别信息被修改变更或删除; ⑤ 无有效保修卡; ⑥ 使用非法授权、非标准或非公开发行的软件造成的故障或损坏; ⑦ 因不可抗力或意外事件造成的故障或损坏; ⑧ 其他非因产品本身质量问题导致的故障或损坏。遇上述情况, 您应向相关责任方寻求解决, 神牛对此不承担任何责任。因非在保修期或保修范围内的部件、附件或软件导致产品不能正常使用的, 不是保修范围内的故障。产品使用过程中正常的脱色, 磨损和消耗, 不是保修范围内的故障。

产品保修和服务支持信息

产品的保修期和服务类型按以下《产品保修信息》执行:

产品类别	选件名称	保修期(月)	保修服务类型
部件	主机	12	客户送修
	电池	3	客户送修
	充电器、电源线, 同步线等带电性能的部件	12	客户送修
其他	如电池盒、防风绵、防风毛罩、锁紧装置、手提绳、扎带、魔术贴、领夹、便携袋、包装等	无	无保修

神牛产品售后服务电话 0755-29609320-8062

Forward

Thank you for purchasing Compact Directional Microphone with Type-C Connector. This product is directly connected to the mobile phone. It's suitable for outdoor living broadcast, playing games, taking a video or other audio recording, etc. Please read this manual carefully before using to make sure the correct operation and exert the optimum function.

Product Features

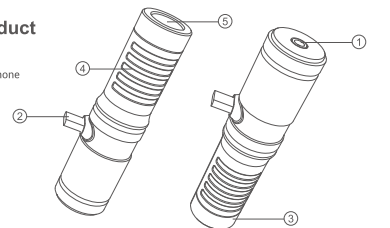
- ① Compact and lightweight;
- ② Type-C standard plug, with out extra power supply ;
- ③ Aluminum alloy materials with stronger RFI resistance;
- ④ With Windscreen Foam and wind cap;
- ⑤ A condenser microphone with strict sensitivity control;
- ⑥ This product with pure tone is dedicated for mobile phones. It can be monitored in real time;
- ⑦ High signal noise ratio and low distortion degree.

Warning

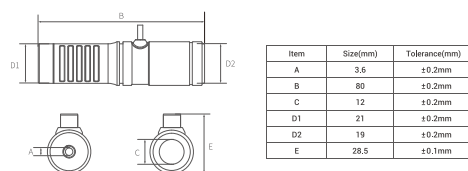
- △ Do not disassemble. Should repairs become necessary, this product must be sent to an authorized maintenance center.
- △ Always keep this product dry. Do not use in rain or in damp conditions.
- △ Keep out of reach of children.
- △ Do not use this product in the presence of flammable gas. In certain circumstance, please pay attention to the relevant warnings.
- △ Do not leave or store the product if the ambient temperature reads over 60°C.
- △ This product is suitable for most main stream models of type-C interface in the market.
- △ Please carefully read and observe the warning or direction offered by the manufacture.

Structure of Product

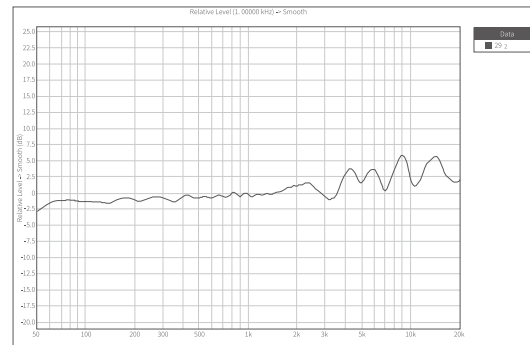
- 1. 3.5mm TRS connector
- 2. Type-C connector plug
- 3. Hypercardioid radio microphone
- 4. Protective Steel Mesh
- 5. MIC Steel Mesh



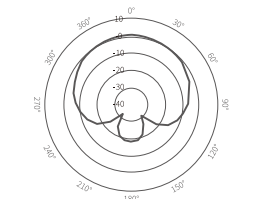
Dimension of Product



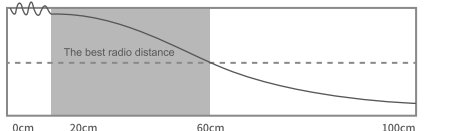
Frequency Response Graph



Polar Pattern

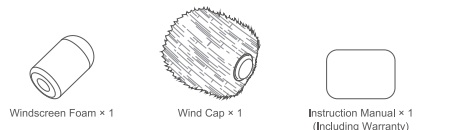


Frequency Response Graph

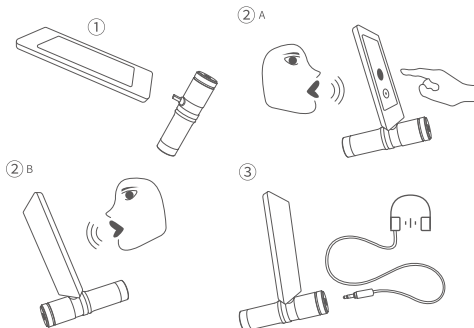


The best radio range is 20cm-60cm. If the distance is too close, the noise such as breathing will be recorded. If the distance is too far, the sound will be attenuated.

What's in the Box



Usage Instruction



According to different scenes, use windscreen foam or wind cap to prevent wind and eliminate the blow into microphone.

1. Install windscreen foam sponge or wind cap onto the former end of the microphone to the suitable place.
2. Please insert the Type-C Connector into the mobile phone. If you need to monitor, please plug the headset into the headphone jack of the microphone. If the sound is distorted or the recorded sound is too high, please adjust the recording distance appropriately.

Operation Tips

To exert the optimum function of this product, please do not use non-official included accessories e.g. Windscreen Foam or wind cap, etc. The microphone may do not work properly or be seriously damaged if using other manufacture's audio cables. Do not block or shield any sound hole, otherwise, the microphone's performance may be influenced. The product doesn't need extra battery, and plug into the phone to use. Please refer to the microphone input instructions of your phone to know more about the audio settings and adjustments, which will contribute a lot to use this product.

Technical Data

Model	Geniusmic UC
Pick-up sound range	Hypercardioid
Signal-noise ratio	75dB
Sensitivity	-33±2dB, RL=680Ω, Vs=1.5V
Audio frequency range	50-20KHz
Audio cable plug	type-C plug
Weight	41g
Dimension	Length: 80mm
Temperature range	-20—+60°C
Material	Black aluminum alloy

Maintenance

Avoid sudden drops! The device may fail to work after strong shocks, impacts, or excess stress. Keep dry! The product isn't water-proof. Malfunction, rust, and corrosion may occur and go beyond repair if soaked in water or exposed to high humidity. Avoid sudden temperature changes! Condensation happens if sudden temperature changes such as the circumstance when taking the product out of a building with higher temperature to outside in winter. Please put the product in a handbag or plastic bag beforehand. Keep away from strong magnetic field! The strong static or magnetic field produced by devices such as radio transmitters leads to malfunction. Changes made to the specifications or designs may not be reflected in this manual.

Declaration of Conformity

GODOX Photo Equipment Co., Ltd. hereby declares that this equipment are in compliance with the essential requirements and other relevant provisions of Directive 2014/30/EU. They are allowed to be used in all EU member states.

For more information of DoC, Please click this web link:
https://www.godox.com/DOC/Godox_Geniusmic_Series_DOC.pdf

FCC Statement

This device complies with part 15 of the FCC Rules. Operation is subject to the following two conditions:
 (1) This device may not cause harmful interference, and
 (2) this device must accept any interference received, including interference that may cause undesired operation.

Any Changes or modifications not expressly approved by the party responsible for compliance could void the user's authority to operate the equipment.

Note: This equipment has been tested and found to comply with the limits for a Class B digital device, pursuant to part 15 of the FCC Rules. These limits are designed to provide reasonable protection against harmful interference in a residential installation. This equipment generates uses and can radiate radio frequency energy and, if not installed and used in accordance with the instructions, may cause harmful interference to radio communications. However, there is no guarantee that interference will not occur in a particular installation. If this equipment does cause harmful interference to radio or television reception, which can be determined by turning the equipment off and on, the user is encouraged to try to correct the interference by one or more of the following measures:
 -Reorient or relocate the receiving antenna.
 -Increase the separation between the equipment and receiver.
 -Connect the equipment into an outlet on a circuit different from that to which the receiver is connected.
 -Consult the dealer or an experienced radio/TV technician for help.

Warranty

Dear customers, as this warranty card is an important certificate to apply for our maintenance service, please fill in the following form in coordination with the seller and safe-keep it. Thank you!

Product Information	Model	Product Code Number
Customer Information	Name	Contact Number
	Address	
Seller Information	Name	
	Contact Number	
	Address	
	Date of Sale	
Note		

Note: This form shall be sealed by the seller.

Applicable Products

The document applies to the products listed on the Product Maintenance Information (see below for further information). Other products or accessories (e.g. promotional items, giveaways and additional accessories attached, etc.) are not included in this warranty scope.

Warranty Period

The warranty period of products and accessories is implemented according to the relevant Product Maintenance Information. The warranty period is calculated from the day (purchase date) when the product is bought for the first time, and the purchase date is considered as the date registered on the warranty card when buying the product.

How to Get the Maintenance Service

If maintenance service is needed, you can directly contact the product distributor or authorized service institutions. You can also contact the Godox after-sale service call and we will offer you service. When applying for maintenance service, you should provide valid warranty card. If you cannot provide valid warranty card, we may offer you maintenance service once confirmed that the product or accessory is involved in the maintenance scope, but that shall not be considered as our obligation.

Inapplicable Cases

The guarantee and service offered by this document are not applicable in the following cases:
 ①. The product or accessory has expired its warranty period;
 ②. Breakage or damage caused by inappropriate usage, maintenance or preservation, such as improper packing, improper usage, improper plugging in/out external equipment, falling off or squeezing by external force, contacting or exposing to the improper temperature, solvent, acid, base, flooding and damp environments, etc;
 ③. Breakage or damage caused by non-authorized institution or staff in the process of installation, maintenance, alternation, addition and detachment;
 ④. The original identifying information of product or accessory is modified, alternated, or removed;
 ⑤. No valid warranty card;
 ⑥. Breakage or damage caused by using illegally authorized, nonstandard or non-public released software;
 ⑦. Breakage or damage caused by force majeure or accident;
 ⑧. Breakage or damage that could not be attributed to the product itself. Once met these situations above, you should seek solutions from the related responsible parties and Godox assumes no responsibility. The damage caused by parts, accessories and software that beyond the warranty period or scope is not included in our maintenance scope. The normal discoloration, abrasion and consumption are not the breakage within the maintenance scope.

Maintenance and Service Support Information

The warranty period and service types of products are implemented according to the following Product Maintenance Information:

Product Type	Name	Maintenance Period(month)	Warranty Service Type
Parts	Product Main Body	12	Customer sends the product to designated site
	Battery	3	Customer sends the product to designated site
	Charger, Power Cable, Sync Cable, Electrical Parts etc.	12	Customer sends the product to designated site
Other Items	Battery Case, Windscreen Foam, Wind Cap, Locking Device, Lanyard, Tie, Velcro Tape, Clip, Bag, Package etc.	No	Without warranty

Godox After-sale Service Call 0755-29609320-8062



神牛微信公众号
Follow Wechat Public Account

合格证
QC PASS

深圳市神牛摄影器材有限公司

地址: 深圳市宝安区福海街道塘尾社区耀川工业区厂房2栋
 电话: +86-755-29609320(8062) 传真: +86-755-25723423 邮箱: godox@godox.com

GODOX Photo Equipment Co., Ltd.

Add: Building 2, Yaochuan Industrial Zone, Tangwei Community, Fuhai Street, Bao'an District, Shenzhen 518103, China
 Tel: +86-755-29609320(8062) Fax: +86-755-25723423
 E-mail: godox@godox.com

godox.com

Made In China

