



前言

感谢您购买神牛电影灯光反射板。

神牛全新推出创新且独特的布光系统—电影灯光反射板。精密的反射板设计，能将光源准确引导到需要布光位置，精准控制漫射光的同时，减少拍摄现场对旗帜或框架的依赖。令人惊喜的是，精密制造的复合金属面，仅 3% 光损失和 100% 颜色还原。

1号(蓝色)：硬质光线(扩散度 13.2%)

3号(绿色)：柔和光线(扩散度 95%)

2号(黄色)：轻柔光线(扩散度 52%)

4号(红色)：柔和条形光线(扩散度 94%)

以上数据出自神牛实验室。

光效展示(以 LiteFlow 50 为例)



1号(蓝色)



2号(黄色)



3号(绿色)

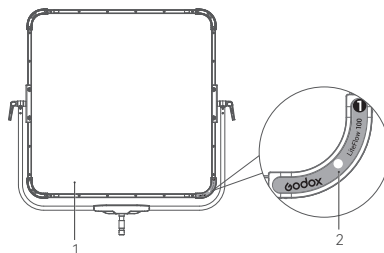


4号(红色)

注意事项

1. 反射板易刮花，请带专用的手套进行操作。
2. 为确保反射板保持无污渍状态，建议使用后立即清洁反射板；否则，反射板上的油渍长时间未被清洁，后续可能难以清洁。
3. 反射板 LiteFlow 100 使用完毕，需立即清洁并及时套上保护板。
4. 反射板易刮花，运输或安装时需轻放轻拿。
5. U 架配备 28mm 母座口，可安装在 28mm 公座杆上。
6. 使用绳索时，可以通过四个角的穿绳孔连接。

部件名称(LiteFlow 100)




1. 双面反射板
2. 穿绳孔

清洁步骤说明(清洁剂需另购)


1. 使用前请戴上手套进行清洁；
2. 将清洁剂均匀地喷洒在反射板表面；
3. 耐心等待 15-30 秒，让清洁剂彻底分解反射板表面的油渍；
4. 最后使用清洁布擦干反射板表面。

注：为保证清洁效果，清洁布请勿重复使用。

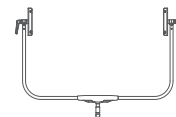
LiteFlow 100 物料清单



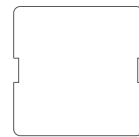
反射板(100cm × 100cm)
LiteFlow 100 D13 × 1



反射板(100cm × 100cm)
LiteFlow 100 D24 × 1

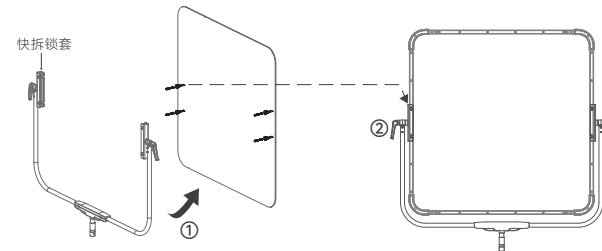


U 架 × 2



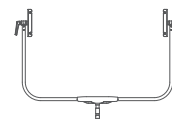
保护板 × 4

安装 U 架



将 U 架对准反射板两侧的安装槽，对准后顺时针拧紧快拆锁套上的两个螺丝帽，左右依次拧紧即可安装完毕。


另购附件



U 架 LF100Y01



清洁套装 CK01



航空箱 FC04

规格参数

型号	尺寸	净重 [±]
LiteFlow 100 D13	1000mm × 1000mm	18.12kg
LiteFlow 100 D24	1000mm × 1000mm	18.12kg

KNOWLED LiteFlow 100

电影灯光反射板
Cine Lighting Reflector

使用手册
Instruction Manual

Foreword

Thank you for purchasing!

Introducing the innovative and unique lighting diffusion system by Godox - the Cine Lighting Reflector. With its precision-designed reflector, this cutting-edge system accurately guides the light source to the desired lighting positions, allowing for precise control over the scattering of light while minimizing reliance on flags or frames on the set. What's truly astonishing is the meticulously crafted aluminum coating surface, which boasts only 3% light loss and 100% color accuracy.

DIFF 1(Blue color): Hard ray of light(diffusion rate is 13.2%)

DIFF 2(Yellow color): Medium soft ray of light(diffusion rate is 52%)

DIFF 3(Green color): Soft ray of light(diffusion rate is 95%)

DIFF 4(Red color): Soft strip ray of light(diffusion rate is 94%)

The above data is provided by Godox laboratory.

Lighting Effects Display (Using LiteFlow 50 as an example)



DIFF 1 (Blue color)



DIFF 2 (Yellow color)



DIFF 3 (Green color)



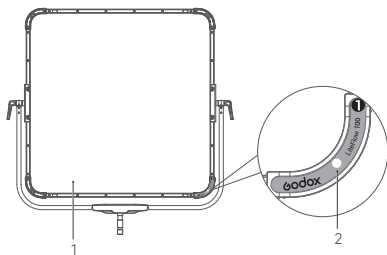
DIFF 4 (Red color)

Cautions:

1. The reflector is prone to scratching. Please use specialized gloves when handling.
2. To ensure the reflector remains free from stains, it is recommended to clean it immediately after use. Failure to do so may result in difficulty cleaning the reflector if oil stains are left unattended for an extended period.
3. After using the LiteFlow 100 reflector, it is necessary to clean it promptly and cover it with the protection plate.

4. The reflector is prone to scratching, so handle with care during transportation or installation.
5. The Yoke is equipped with a 28mm female socket and can be installed on a 28mm male stand.
6. When using a rope, it can be connected through the rope holes located at the four corners.

Name of Parts(LiteFlow 100)



1. Double-sided Reflector
2. Rope Passage

Cine Reflector Cleaning Instructions(Cleanser sold separately)

1. Please wear gloves to clean during use
2. Spray an appropriate amount of cleaning solution evenly onto the surface of the reflector.
3. Let the cleaning solution sit for 15-30 seconds to thoroughly break down any oil stains.
4. Use a cleaning cloth to dry the reflective surface.

Note: To ensure cleaning effectiveness, please do not reuse the cleaning cloth.

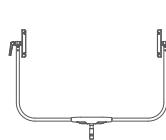
What's Inside LiteFlow 100



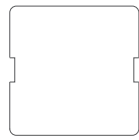
Cine Lighting Reflector(100cm x100cm)
LiteFlow 100 D13 x 1



Cine Lighting Reflector(100cm x100cm)
LiteFlow 100 D24 x 1

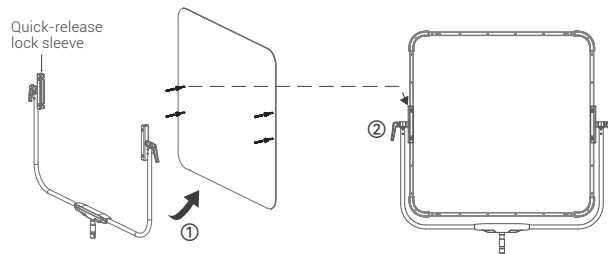


Yoke x 2



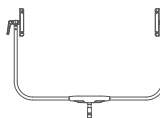
Protection Plate x 4

Installing the Yoke



Align the yoke with the installation slots on both sides of the reflector. Once aligned, clockwise tighten the two screw caps on the quick-release lock sleeve. Tighten them alternately from left to right until the installation is complete.

Optional Accessories



Yoke LF100Y01



Cleaning Kit CK01



Flight Case FC04

Specification

Model	Size	Net weight=
LiteFlow 100 D13	39.37"×39.37"	18.12kg
LiteFlow 100 D24	39.37"×39.37"	18.12kg

合格证
QC PASS



Wechat
Official Account
神牛微信公众号

深圳市神牛摄影器材有限公司

地址: 深圳市宝安区福海街道塘尾社区耀川工业区厂房2栋 电话: 0755-29609320(8062)
传真: 0755-25723423 邮箱: godox@godox.com

GODOX Photo Equipment Co.,Ltd.

Add: Building 2, Yaochuan Industrial Zone, Tangwei Community, Fuhai Street, Bao'an District, Shenzhen 518103, China Tel: +86-755-29609320(8062) Fax: +86-755-25723423
E-mail: godox@godox.com

godox.com

Made in China | 705-LF1000-00

版本号: V1.0

Version Number: V1.0

